



Maximum lifting height: 63 ft  
Maximum reach: 47.11 ft  
Electronically controlled hydrostatic transmission  
Automatic leveling device  
Pivoting stabilizers

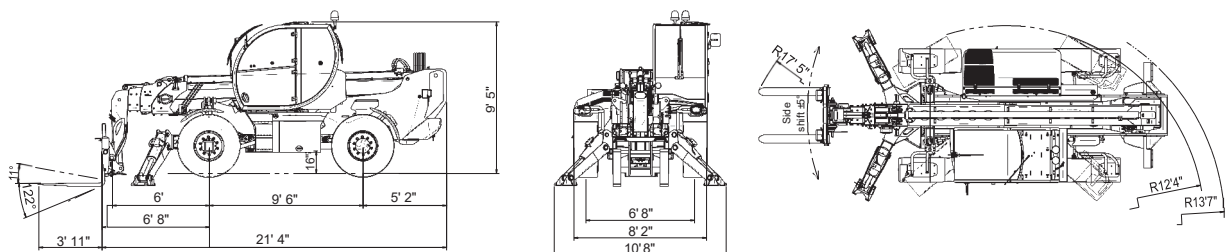
## TH 6.20

MACHINE MODEL	Telescopic handler	TH 6.20	
	Maximum lifting capacity	13,200 lbs (center of gravity 24 in)	
	Maximum lifting height	63.0 ft	
ENGINE	Type	Deutz TCD 3.6 L4 - Tier IV Final	Deutz TCD 3.6 L4 EDG - Tier III A
	Rated power	100 kW - 134 HP at 2,200 rpm	100 kW - 134 HP at 2,200 rpm
	Maximum torque	500 Nm at 1,600 rpm	500 Nm at 1,600 rpm
	Displacement	0.97 US gal	0.97 US gal
	Cylinders	4 in line	4 in line
	Fuel	Diesel direct injection turbocharged	Diesel direct injection turbocharged
	Cooling system	Water – intercooler	Water – intercooler
TRANSMISSION	Type	Hydrostatic	
	Model	Bosch – Rexroth	
	Maximum pressure	500 bar	
	Displacements	Variable displacement pump electronically controlled. Variable displacement motor	
	Gear box	2 speeds forward-reverse	
AXLES AND BRAKES	Type	Axles with epicyclic reduction gear	
	Rear axle	Oscillating and steering with hydraulic locking	
	Front axle	Steering - Tilting - Shifting	
	Service brake	Hydraulically activated, oil-immersed multi-disc type on each axle	
	Parking brake	Hydraulic with negative action	
	Tyres dimensions	445/65 R22,5	
PERFORMANCE	Max. travel speed	25 Mph	
	Drawbar pull	66 kN	
	Gradeability	44%	
	Turning radius (end of forks)	17,4 in	
WEIGHTS	Total unladen	31,970 lbs	
	Front axle unladen (boom retracted and lowered)	13,230 lbs	
	Rear axle unladen (boom retracted and lowered)	18,740 lbs	
TANK AND SYSTEM CAPACITIES	Fuel tank	40 US gal	40 US gal
	AdBlue	2.7 US gal	n.a.
	Hydraulic oil tank	45 US gal	45 US gal
	Engine oil tank	2.4 US gal	2.4 US gal
	Cooling liquid	6 US gal	6 US gal
HYDRAULIC CIRCUIT FOR MOVEMENTS	Max. operating system pressure	350 bar	
	Circuit type	Load sensing	
	Service pump	Bosch Rexroth – Variable displacement	
	Controls for boom and turret movements	Danfoss – Electroproportional valve SIL 2	
	Controls for stabilizers	Bosch Rexroth – Electro-hydraulics controls	
	Movements control	1 joystick Danfoss with FNR switch and dead man safety device - Management with CAN bus technology	
STANDARDS MET	EN 13849: concerning the safety of all machine controls EN 13000: concerning standards for hydraulic cranes EN 280: concerning standards for mobile elevating work platforms FOPS/ROPS EU 2016/1628: concerning engine emissions standards EN 1459-1: concerning standards for variable-reach trucks		

The data in this brochure are informative and subject to change without notice

18C1322 USA

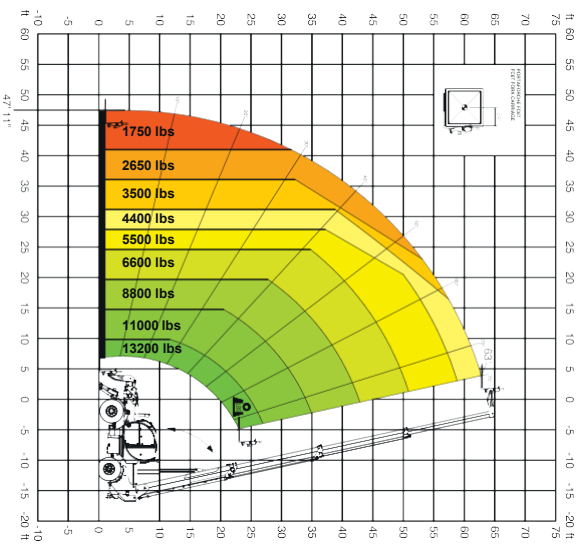
### MAIN SECTORS



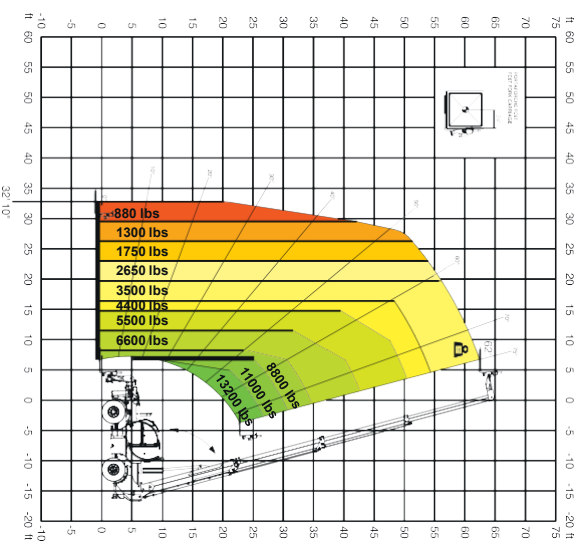
### Magni Telescopic Handlers srl

Via Magellano, 22 - 41013 Castelfranco Emilia, Modena, Italia - Tel: +39 059 8630811 - Fax: +39 059 8638012  
 commerciale@magnith.com - www.magnith.com

**LOAD CHART  
ON FULLY EXTENDED STABILIZERS**



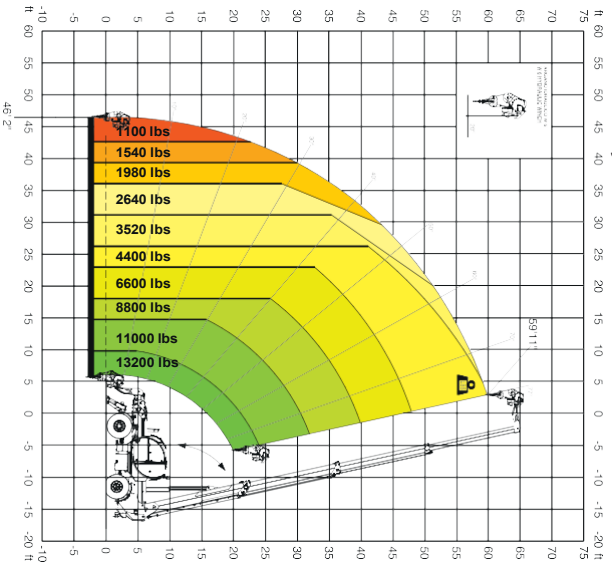
**FRONT LOAD CHART ON TIRES**



**ON STABILIZERS**

**W 6**

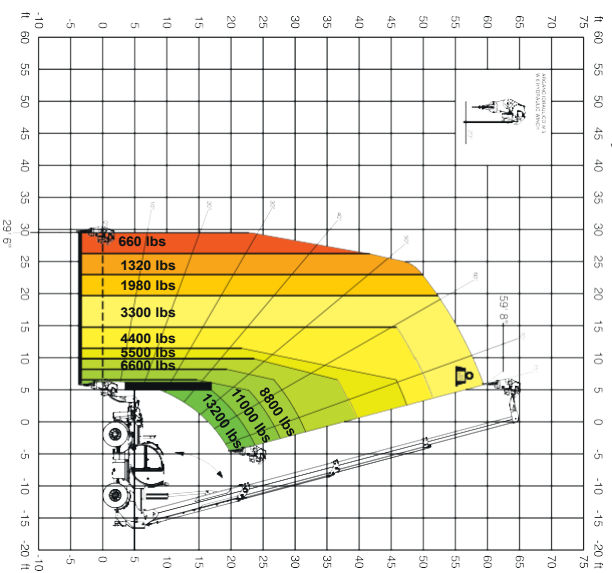
**WINCH 13,200 lbs ON STABILIZERS**



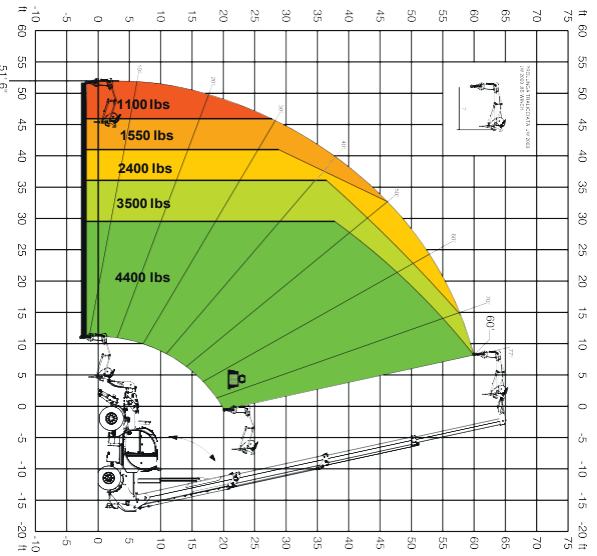
**ON TIRES**

**W 6**

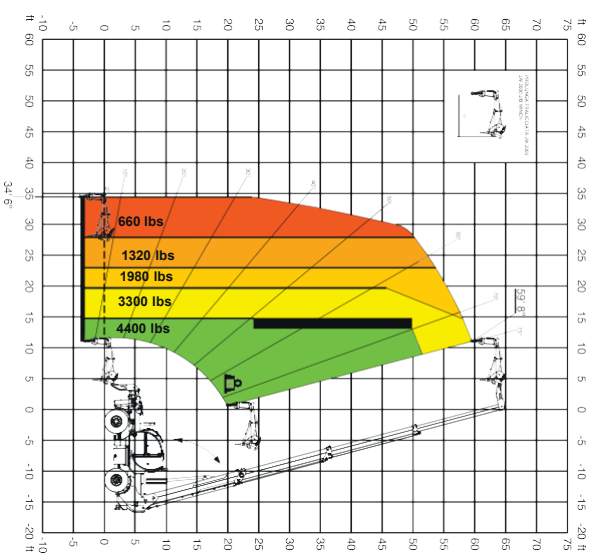
**WINCH 13,200 lbs ON TIRES**



**JIB WINCH 4,400 lbs ON STABILIZERS**



**JIB WINCH 4,400 lbs ON TIRES**

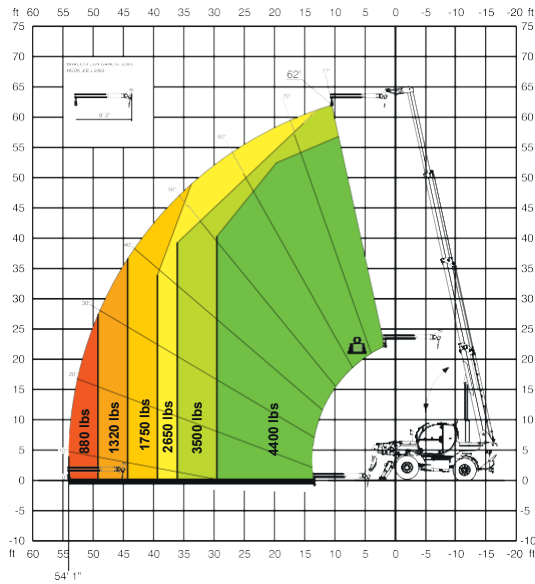


**JW 2000**

**JW 2000**

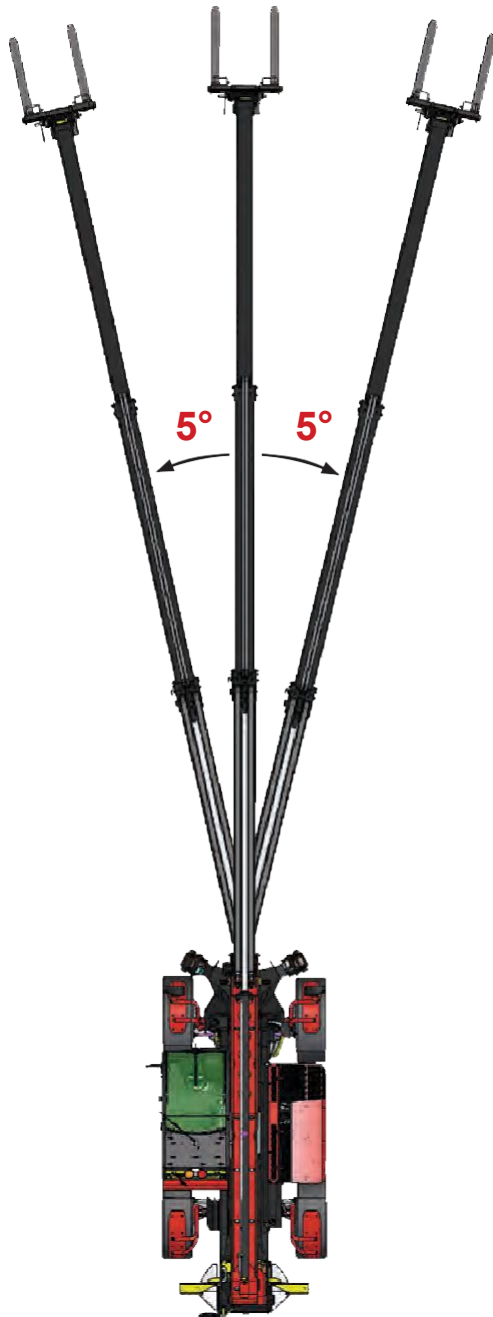
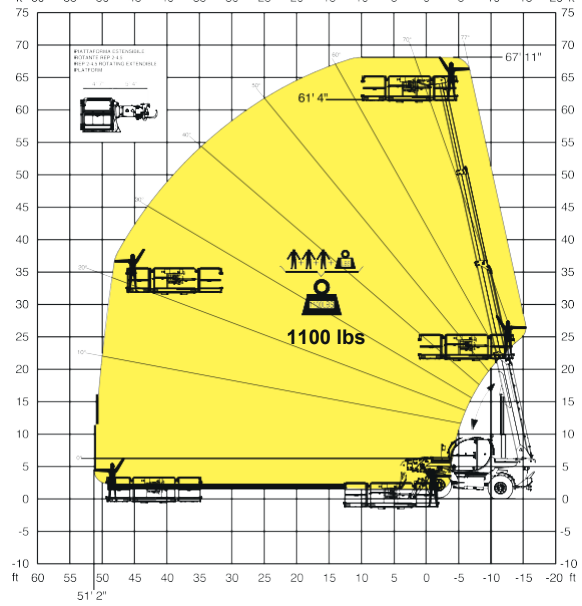
J 2000

### JIB 4,400 lbs



REP 2-4,5

### ROTATING EXTENDABLE BASKET 1,100 lbs

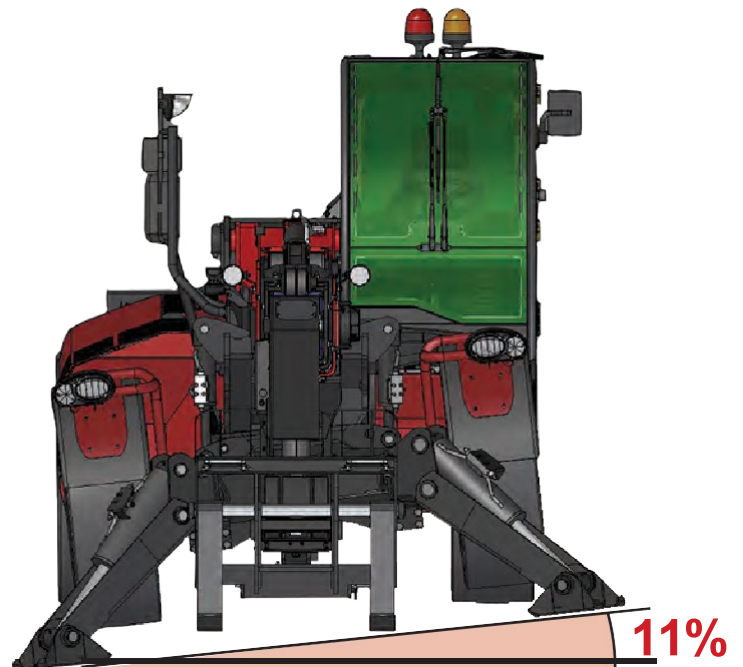


### LATERAL SHIFTING SYSTEM

This telehandler is equipped with a lateral shifting system that permits to move sideways the rear part of the chassis and, with it, the telescopic boom relative to the longitudinal axis of the machine to correct the load position without the need to move the machine.

This system, in fact, allow a shifting of +/- 5° that corresponds to a shift of +/- 1,5 m with the boom completely extended, independently from which attachment is equipped.

TH 6.20



Leveling works both on wheels and on stabilizers as the front axle is coupled with the stabilizers